

Scaled data based on original data using
LM-79-08 Approved Method: Electrical and Photometric Measurements of Solid-
State Lighting Products

Test Report Prepared for
Cooper Lighting Solutions
(formerly Eaton)

Brand: McGRAW-EDISON

Report Number: P226811

Luminaire Tested: **ISW-AF-1000-LED-E1-SL2-8030**

Issue Date: 3/3/2020

Test Information

Test Method: LM-79-08
Report Number: P226811
TEST IS SCALED FROM IESNA LM-79-08 TEST DATA (P35945)
Test Lab: INNOVATION CENTER-P3
Issue Date: 3/3/2020
Manufacturer: COOPER LIGHTING SOLUTIONS (FORMERLY EATON)
Product Line: MCGRAW-EDISON
Catalog Number: ISW-AF-1000-LED-E1-SL2-8030
Description: IMPACT ELITE LED WEDGE LUMINAIRE
LIGHT SQUARE WITH ACCULED OPTICS-TYPE II W/SPILL CONTROL
Light Source: (16) 3000K CCT, 80 CRI LEDs
Ballast/Driver: ELECTRONIC DRIVER

Summary

Lumens per Lamp: N/A
Luminaire Lumens: 4772.8 lumens
Efficiency: N/A
Efficacy: 87.4 lumens/watt
Luminous Opening: Rectangular (W 0.5' x L: 0.5' x H: 0')
IES Classification: Type II - Short - Semi-Cutoff
BUG Rating: B1 - U1 - G1

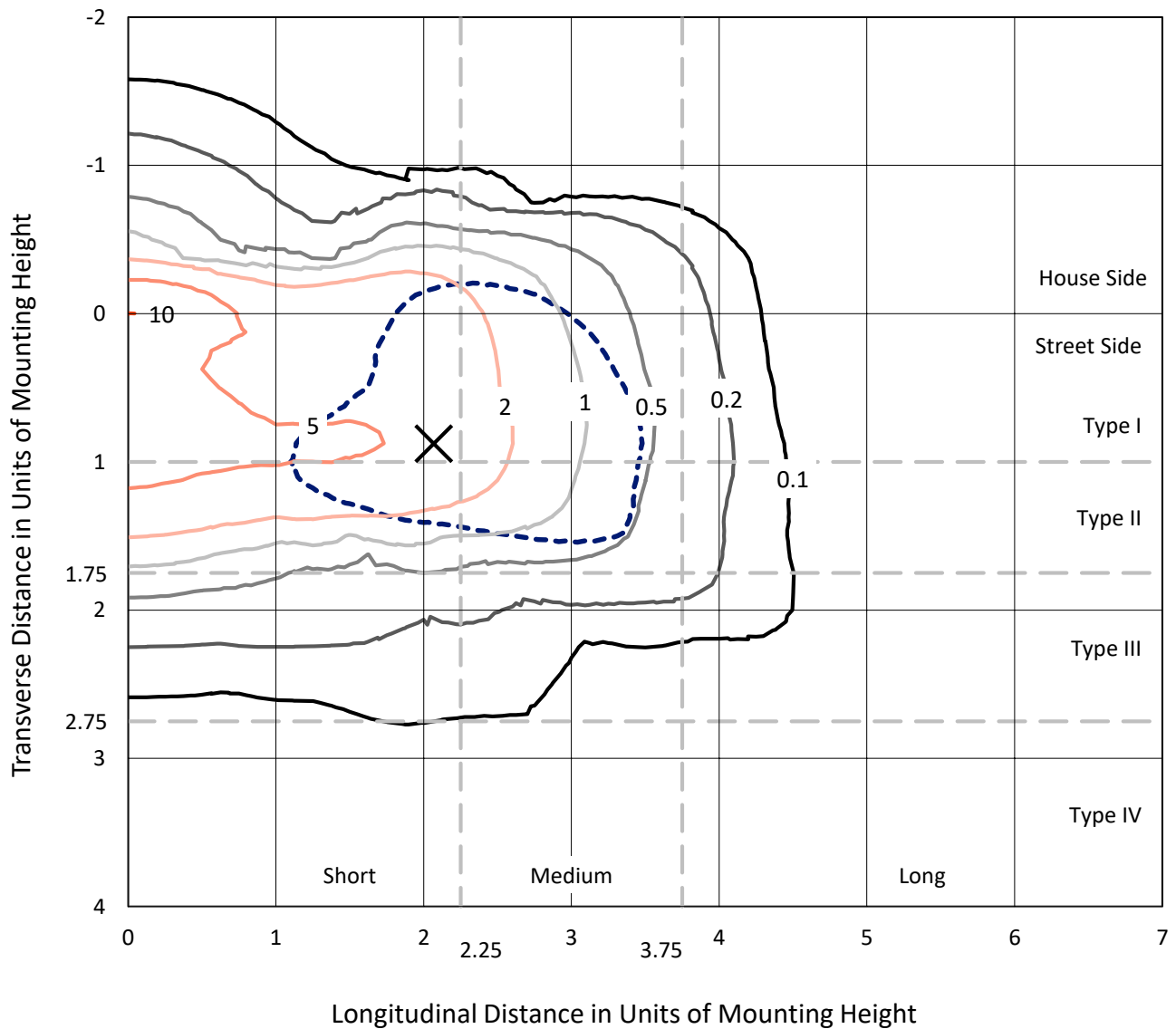
Input Watts (W): 54.6
Input Voltage (V): 120
Input Current (Ain): NR
Voltage Rise (V): NR
Power Factor: NR
Total Harmonic Distortion (THDi): NR
Frequency (hertz): 60
Stabilization Time: NR
Operation Time: NR
Ambient Temperature (°C): NR
Test Distance: 25 FT



REPORT NUMBER: P226811
 CATALOG NUMBER: ISW-AF-1000-LED-E1-SL2-8030

Iso-Footcandle Lines of Horizontal Illumination

✕ Max cd
 - - - 1/2 Max cd

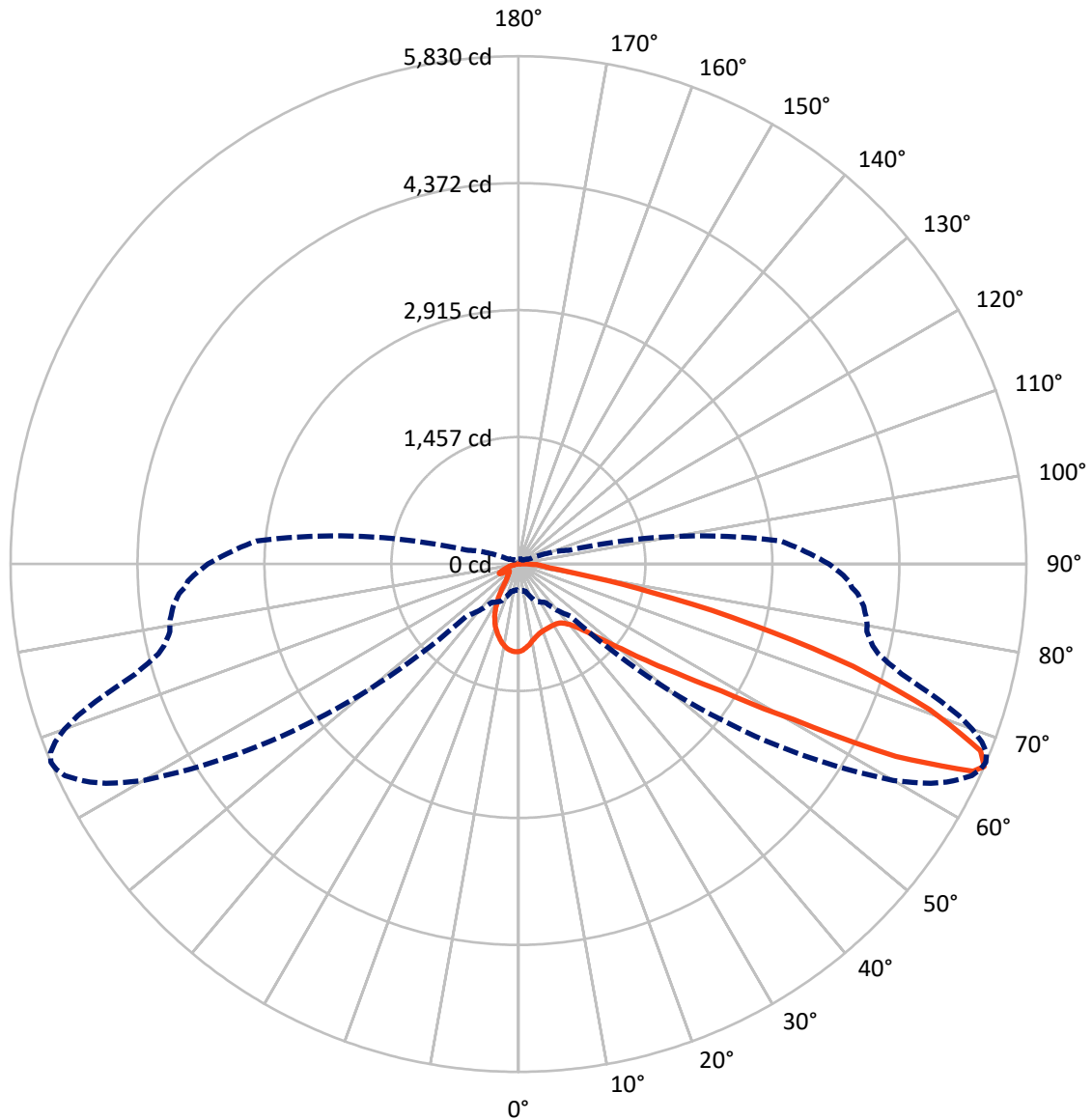


Based on 10 foot mounting height. Maximum calculated value = 10 fc
 Type II - Short - Semi-Cutoff

REPORT NUMBER: P226811

CATALOG NUMBER: ISW-AF-1000-LED-E1-SL2-8030

Luminous Intensity Polar Plot



— Vertical Plane Through 67-Deg Lateral - - - Horizontal Cone Through 66-Deg Vertical

REPORT NUMBER: P226811

CATALOG NUMBER: ISW-AF-1000-LED-E1-SL2-8030

FLUX DISTRIBUTION:

		Downward	Upward	Total
House Side	Lumens	881.2	0.4	881.6
	% Fixture	18.5	0.0	18.5
Street Side	Lumens	3889.8	1.4	3891.2
	% Fixture	81.5	0.0	81.5
Total	Lumens	4771.0	1.7	4772.8
	% Fixture	100.0	0.0	100.0

Coefficient of Utilization

ZONAL LUMENS:

Zone	Lumens	% Fixture
0°-10°	87.1	1.8
10°-20°	207.4	4.3
20°-30°	284.3	6.0
30°-40°	406.2	8.5
40°-50°	658.6	13.8
50°-60°	1043.5	21.9
60°-70°	1322.4	27.7
70°-80°	657.4	13.8
80°-90°	104.1	2.2
90°-100°	1.7	0.0
100°-110°	0.0	0.0
110°-120°	0.0	0.0
120°-130°	0.0	0.0
130°-140°	0.0	0.0
140°-150°	0.0	0.0
150°-160°	0.0	0.0
160°-170°	0.0	0.0
170°-180°	0.0	0.0
0°-90°	4771.0	100.0
0°-180°	4772.8	100.0



REPORT NUMBER: P226811

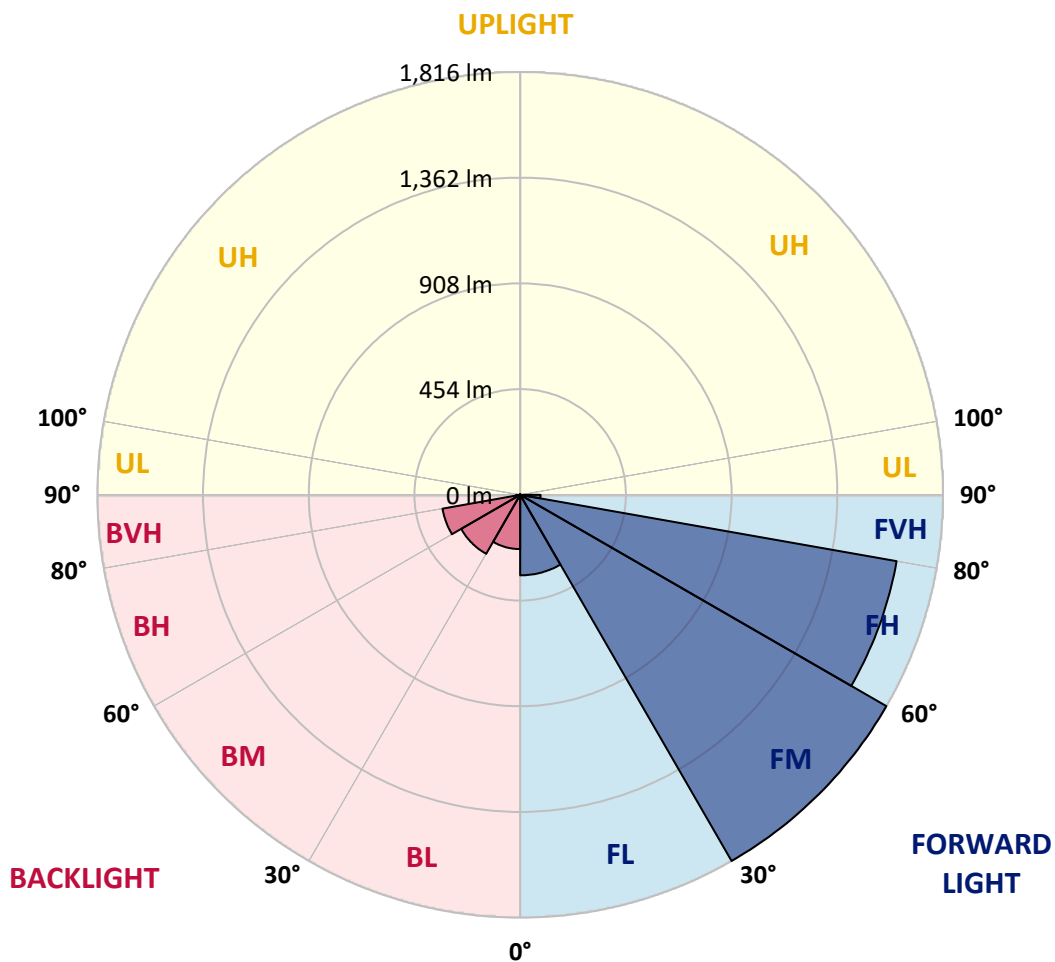
CATALOG NUMBER: ISW-AF-1000-LED-E1-SL2-8030

LUMINAIRE CLASSIFICATION SYSTEM LUMEN TABLE AND BUG RATING:

Zone		Lumens	% Fixture	Zone Rating/Lumen Limit		
				B	U	G
FL	(0°-30°)	345.8	7.2			
FM	(30°-60°)	1815.6	38.0			
FH	(60°-80°)	1641.1	34.4			G1/1800
FVH	(80°-90°)	87.3	1.8			G1/100
BL	(0°-30°)	233.0	4.9	B1/500		
BM	(30°-60°)	292.8	6.1	B1/1000		
BH	(60°-80°)	338.7	7.1	B1/500		G1/500
BVH	(80°-90°)	16.8	0.4			G1/100
UL	(90°-100°)	1.7	0.0		U1/10	
UH	(100°-180°)	0.4	0.0		U1/10	

BUG Rating: B1-U1-G1

Type II Short





REPORT NUMBER: P226811

CATALOG NUMBER: ISW-AF-1000-LED-E1-SL2-8030

CANDELA DISTRIBUTION (FULL):

	0°	5°	15°	25°	35°	45°	55°	60°	61°	62°	63°
0°	1004.6	1004.6	1004.6	1004.6	1004.6	1004.6	1004.6	1004.6	1004.6	1004.6	1004.6
2.5°	933.6	935.8	948.0	954.4	963.7	966.6	977.4	981.7	985.2	984.5	984.5
5°	849.7	856.2	861.9	874.8	888.4	904.9	925.7	941.5	944.4	948.0	950.1
7.5°	785.9	790.2	800.2	809.6	826.8	849.7	879.1	899.2	903.5	904.9	910.0
10°	740.7	743.6	752.2	764.4	784.5	806.7	837.5	858.3	864.8	867.6	872.0
12.5°	705.6	709.9	717.8	730.7	752.2	775.1	807.4	828.2	832.5	836.1	842.6
15°	683.4	686.2	693.4	707.7	727.1	750.1	781.6	806.7	809.6	813.2	818.9
17.5°	679.1	681.2	685.5	696.3	711.3	733.6	765.8	786.6	791.6	796.7	802.4
20°	696.3	697.7	699.1	700.6	709.2	723.5	755.1	777.3	781.6	785.9	793.1
22.5°	733.6	735.7	732.1	727.1	720.7	723.5	750.1	773.0	775.9	780.2	785.9
25°	798.1	795.9	785.2	777.3	754.4	735.7	751.5	770.8	774.4	778.7	785.2
27.5°	874.1	871.2	864.8	843.3	805.3	767.3	760.1	774.4	776.6	780.2	785.9
30°	955.8	956.6	950.8	927.2	878.4	814.6	779.5	783.0	784.5	787.3	790.9
32.5°	1029.7	1040.5	1039.7	1038.3	968.8	878.4	816.7	802.4	800.2	802.4	803.8
35°	1115.0	1117.2	1137.3	1147.3	1090.7	971.6	871.2	839.7	831.1	831.8	830.4
37.5°	1206.8	1209.7	1244.1	1261.3	1217.6	1077.7	943.7	894.9	887.0	879.1	873.4
40°	1340.2	1351.7	1369.6	1389.0	1367.4	1220.4	1039.0	973.1	953.0	951.5	940.1
42.5°	1539.5	1536.0	1527.3	1543.1	1517.3	1380.4	1154.5	1083.5	1068.4	1048.3	1032.6
45°	1735.3	1743.2	1705.9	1713.1	1714.5	1565.4	1321.6	1221.9	1214.0	1190.3	1173.1
47.5°	1867.2	1858.6	1808.4	1845.0	1934.6	1781.2	1515.2	1410.5	1394.0	1381.8	1371.0
50°	1874.4	1867.2	1835.0	1899.5	2091.0	2164.8	1784.8	1662.9	1639.2	1617.7	1611.2
52.5°	1699.4	1689.4	1700.2	1831.4	2147.6	2486.1	2165.5	1976.2	1956.9	1938.9	1913.8
55°	1387.5	1399.0	1449.9	1638.5	2060.8	2714.1	2914.9	2460.3	2377.1	2376.4	2314.7
57.5°	1036.2	1024.7	1062.7	1239.8	1841.4	2795.1	3603.3	3490.7	3305.0	3179.5	3028.2
60°	699.1	702.0	737.1	828.2	1281.4	2706.9	4064.3	4456.6	4391.3	4364.8	4323.9
62.5°	484.7	489.0	521.3	606.6	749.3	2177.7	4199.1	4997.9	5114.8	5211.6	5188.0
65°	339.2	339.9	372.2	504.1	561.5	1118.6	3901.6	5069.7	5243.9	5410.3	5559.4
66°	299.0	299.7	326.3	469.0	538.5	844.0	3643.4	4970.0	5168.6	5362.2	5516.4
67.5°	256.0	260.3	281.1	398.7	516.3	651.1	3009.5	4672.4	4880.3	5093.3	5297.0
70°	175.7	177.1	195.8	323.4	483.3	571.5	1715.2	3647.7	3935.3	4309.6	4526.1
72.5°	125.5	124.1	126.2	200.1	496.2	567.9	901.4	2400.7	2803.0	3131.4	3365.9
75°	111.9	108.3	99.0	124.1	362.1	620.3	603.8	1413.3	1719.5	2018.5	2258.8
77.5°	99.7	93.9	88.9	95.4	179.3	584.4	542.1	809.6	965.9	1188.9	1373.9
80°	76.0	72.4	75.3	82.5	107.6	537.8	538.5	538.5	580.8	654.0	727.1
82.5°	50.2	45.9	52.3	68.1	81.0	405.1	556.4	475.4	467.5	464.7	469.7
85°	31.6	27.2	36.6	50.9	62.4	211.5	570.8	501.9	465.4	430.2	395.1
87.5°	11.5	12.9	18.6	29.4	40.9	91.8	500.5	442.4	417.3	373.6	332.7
90°	2.9	2.2	3.6	8.6	9.3	17.2	76.7	122.6	73.1	36.6	29.4
92.5°	0.0	0.0	0.0	0.0	0.0	0.0	0.0	0.0	0.0	0.0	0.0
95°	0.0	0.0	0.0	0.0	0.0	0.0	0.0	0.0	0.0	0.0	0.0
97.5°	0.0	0.0	0.0	0.0	0.0	0.0	0.0	0.0	0.0	0.0	0.0
100°	0.0	0.0	0.0	0.0	0.0	0.0	0.0	0.0	0.0	0.0	0.0
102.5°	0.0	0.0	0.0	0.0	0.0	0.0	0.0	0.0	0.0	0.0	0.0
105°	0.0	0.0	0.0	0.0	0.0	0.0	0.0	0.0	0.0	0.0	0.0
107.5°	0.0	0.0	0.0	0.0	0.0	0.0	0.0	0.0	0.0	0.0	0.0



REPORT NUMBER: P226811

CATALOG NUMBER: ISW-AF-1000-LED-E1-SL2-8030

CANDELA DISTRIBUTION (continued):

	0°	5°	15°	25°	35°	45°	55°	60°	61°	62°	63°
110°	0.0	0.0	0.0	0.0	0.0	0.0	0.0	0.0	0.0	0.0	0.0
112.5°	0.0	0.0	0.0	0.0	0.0	0.0	0.0	0.0	0.0	0.0	0.0
115°	0.0	0.0	0.0	0.0	0.0	0.0	0.0	0.0	0.0	0.0	0.0
117.5°	0.0	0.0	0.0	0.0	0.0	0.0	0.0	0.0	0.0	0.0	0.0
120°	0.0	0.0	0.0	0.0	0.0	0.0	0.0	0.0	0.0	0.0	0.0
122.5°	0.0	0.0	0.0	0.0	0.0	0.0	0.0	0.0	0.0	0.0	0.0
125°	0.0	0.0	0.0	0.0	0.0	0.0	0.0	0.0	0.0	0.0	0.0
127.5°	0.0	0.0	0.0	0.0	0.0	0.0	0.0	0.0	0.0	0.0	0.0
130°	0.0	0.0	0.0	0.0	0.0	0.0	0.0	0.0	0.0	0.0	0.0
132.5°	0.0	0.0	0.0	0.0	0.0	0.0	0.0	0.0	0.0	0.0	0.0
135°	0.0	0.0	0.0	0.0	0.0	0.0	0.0	0.0	0.0	0.0	0.0
137.5°	0.0	0.0	0.0	0.0	0.0	0.0	0.0	0.0	0.0	0.0	0.0
140°	0.0	0.0	0.0	0.0	0.0	0.0	0.0	0.0	0.0	0.0	0.0
142.5°	0.0	0.0	0.0	0.0	0.0	0.0	0.0	0.0	0.0	0.0	0.0
145°	0.0	0.0	0.0	0.0	0.0	0.0	0.0	0.0	0.0	0.0	0.0
147.5°	0.0	0.0	0.0	0.0	0.0	0.0	0.0	0.0	0.0	0.0	0.0
150°	0.0	0.0	0.0	0.0	0.0	0.0	0.0	0.0	0.0	0.0	0.0
152.5°	0.0	0.0	0.0	0.0	0.0	0.0	0.0	0.0	0.0	0.0	0.0
155°	0.0	0.0	0.0	0.0	0.0	0.0	0.0	0.0	0.0	0.0	0.0
157.5°	0.0	0.0	0.0	0.0	0.0	0.0	0.0	0.0	0.0	0.0	0.0
160°	0.0	0.0	0.0	0.0	0.0	0.0	0.0	0.0	0.0	0.0	0.0
162.5°	0.0	0.0	0.0	0.0	0.0	0.0	0.0	0.0	0.0	0.0	0.0
165°	0.0	0.0	0.0	0.0	0.0	0.0	0.0	0.0	0.0	0.0	0.0
167.5°	0.0	0.0	0.0	0.0	0.0	0.0	0.0	0.0	0.0	0.0	0.0
170°	0.0	0.0	0.0	0.0	0.0	0.0	0.0	0.0	0.0	0.0	0.0
172.5°	0.0	0.0	0.0	0.0	0.0	0.0	0.0	0.0	0.0	0.0	0.0
175°	0.0	0.0	0.0	0.0	0.0	0.0	0.0	0.0	0.0	0.0	0.0
177.5°	0.0	0.0	0.0	0.0	0.0	0.0	0.0	0.0	0.0	0.0	0.0
180°	0.0	0.0	0.0	0.0	0.0	0.0	0.0	0.0	0.0	0.0	0.0



REPORT NUMBER: P226811

CATALOG NUMBER: ISW-AF-1000-LED-E1-SL2-8030

CANDELA DISTRIBUTION (continued):

	64°	65°	66°	67°	68°	69°	70°	71°	72°	73°	74°
0°	1004.6	1004.6	1004.6	1004.6	1004.6	1004.6	1004.6	1004.6	1004.6	1004.6	1004.6
2.5°	985.2	988.8	990.3	988.8	989.6	993.9	992.4	994.6	994.6	996.0	996.0
5°	953.0	955.8	961.6	960.9	966.6	968.8	970.9	973.8	977.4	979.5	983.8
7.5°	915.0	920.7	925.7	928.6	932.2	939.4	941.5	948.0	953.7	959.4	963.7
10°	878.4	886.3	892.0	894.2	902.1	905.7	913.5	918.6	925.7	932.9	939.4
12.5°	847.6	854.7	857.6	864.8	872.0	879.1	882.7	892.0	899.2	908.5	917.1
15°	824.6	831.8	837.5	842.6	849.7	856.9	862.6	872.0	880.6	889.9	897.8
17.5°	810.3	814.6	821.8	826.1	834.7	843.3	849.7	860.5	869.8	877.7	888.4
20°	799.5	804.5	811.0	817.5	825.3	836.1	841.8	853.3	863.3	872.7	882.7
22.5°	793.8	798.8	805.3	811.7	820.3	828.9	838.2	848.3	859.0	869.1	879.1
25°	791.6	795.9	801.7	808.1	817.5	826.8	834.7	846.1	855.5	866.2	878.4
27.5°	792.4	795.2	801.7	807.4	816.7	825.3	833.2	844.7	855.5	865.5	877.7
30°	795.2	797.4	803.8	808.8	816.7	825.3	832.5	844.7	854.0	864.8	877.7
32.5°	805.3	808.1	811.0	814.6	821.8	828.2	836.8	847.6	856.2	866.9	877.7
35°	828.9	826.8	828.9	830.4	835.4	841.8	848.3	857.6	865.5	874.8	886.3
37.5°	866.2	861.9	863.3	862.6	862.6	866.9	873.4	879.8	886.3	895.6	907.1
40°	935.1	924.3	921.4	913.5	911.4	915.0	919.3	920.0	927.9	940.1	945.1
42.5°	1024.0	1009.6	1011.8	998.9	995.3	991.0	996.7	993.1	998.2	1006.0	1016.8
45°	1164.5	1150.9	1136.5	1115.8	1120.1	1104.3	1100.0	1101.4	1100.7	1103.6	1116.5
47.5°	1332.3	1314.4	1305.1	1297.2	1282.1	1272.8	1260.6	1242.7	1247.0	1252.7	1264.2
50°	1577.5	1571.8	1553.9	1528.1	1524.5	1510.9	1507.3	1491.5	1485.8	1485.0	1484.3
52.5°	1905.2	1868.0	1860.8	1836.4	1817.8	1804.9	1800.6	1778.3	1756.1	1769.0	1767.6
55°	2304.6	2273.8	2234.4	2212.9	2197.8	2167.0	2159.1	2131.1	2118.2	2111.0	2093.1
57.5°	2975.8	2867.5	2786.5	2746.4	2689.7	2632.3	2612.3	2554.9	2510.4	2478.9	2481.0
60°	4146.1	3953.2	3725.9	3624.0	3388.1	3353.7	3191.7	3152.2	3054.7	2990.2	2952.9
62.5°	5171.5	5119.1	5010.1	4861.7	4625.1	4352.6	4230.0	3986.2	3795.4	3712.2	3596.8
65°	5661.2	5735.1	5765.2	5737.2	5642.6	5476.2	5329.9	5091.9	4772.1	4591.4	4366.9
66°	5636.1	5745.8	5801.1	5829.7	5795.3	5697.1	5543.6	5347.9	5100.5	4825.1	4573.4
67.5°	5452.6	5559.4	5636.1	5723.6	5723.6	5692.8	5630.4	5499.9	5324.9	5084.7	4858.8
70°	4702.5	4847.4	4982.9	5009.4	5084.0	5061.0	5110.5	5027.3	4985.8	4885.4	4764.2
72.5°	3663.5	3784.7	3900.8	4017.0	3997.6	3972.5	3967.5	3984.7	3900.1	3930.2	3898.7
75°	2436.6	2645.3	2764.3	2752.8	2760.7	2767.2	2714.1	2595.8	2687.6	2571.4	2610.1
77.5°	1480.7	1577.5	1609.8	1574.0	1527.3	1467.1	1370.3	1313.7	1232.6	1239.1	1185.3
80°	776.6	788.8	763.0	690.5	651.1	615.2	504.8	455.3	409.4	392.2	353.5
82.5°	445.3	415.9	384.3	360.0	313.4	281.8	238.8	211.5	182.1	156.3	147.0
85°	360.7	321.2	291.8	264.6	233.0	205.1	169.2	141.3	119.7	104.0	100.4
87.5°	297.6	270.3	240.2	214.4	183.6	154.9	119.7	93.2	73.9	59.5	55.2
90°	26.5	35.9	25.8	14.3	21.5	11.5	6.5	7.2	5.7	5.7	6.5
92.5°	0.0	0.0	0.0	0.0	0.0	0.0	0.0	0.0	0.0	0.0	0.0
95°	0.0	0.0	0.0	0.0	0.0	0.0	0.0	0.0	0.0	0.0	0.0
97.5°	0.0	0.0	0.0	0.0	0.0	0.0	0.0	0.0	0.0	0.0	0.0
100°	0.0	0.0	0.0	0.0	0.0	0.0	0.0	0.0	0.0	0.0	0.0
102.5°	0.0	0.0	0.0	0.0	0.0	0.0	0.0	0.0	0.0	0.0	0.0
105°	0.0	0.0	0.0	0.0	0.0	0.0	0.0	0.0	0.0	0.0	0.0
107.5°	0.0	0.0	0.0	0.0	0.0	0.0	0.0	0.0	0.0	0.0	0.0



REPORT NUMBER: P226811

CATALOG NUMBER: ISW-AF-1000-LED-E1-SL2-8030

CANDELA DISTRIBUTION (continued):

	64°	65°	66°	67°	68°	69°	70°	71°	72°	73°	74°
110°	0.0	0.0	0.0	0.0	0.0	0.0	0.0	0.0	0.0	0.0	0.0
112.5°	0.0	0.0	0.0	0.0	0.0	0.0	0.0	0.0	0.0	0.0	0.0
115°	0.0	0.0	0.0	0.0	0.0	0.0	0.0	0.0	0.0	0.0	0.0
117.5°	0.0	0.0	0.0	0.0	0.0	0.0	0.0	0.0	0.0	0.0	0.0
120°	0.0	0.0	0.0	0.0	0.0	0.0	0.0	0.0	0.0	0.0	0.0
122.5°	0.0	0.0	0.0	0.0	0.0	0.0	0.0	0.0	0.0	0.0	0.0
125°	0.0	0.0	0.0	0.0	0.0	0.0	0.0	0.0	0.0	0.0	0.0
127.5°	0.0	0.0	0.0	0.0	0.0	0.0	0.0	0.0	0.0	0.0	0.0
130°	0.0	0.0	0.0	0.0	0.0	0.0	0.0	0.0	0.0	0.0	0.0
132.5°	0.0	0.0	0.0	0.0	0.0	0.0	0.0	0.0	0.0	0.0	0.0
135°	0.0	0.0	0.0	0.0	0.0	0.0	0.0	0.0	0.0	0.0	0.0
137.5°	0.0	0.0	0.0	0.0	0.0	0.0	0.0	0.0	0.0	0.0	0.0
140°	0.0	0.0	0.0	0.0	0.0	0.0	0.0	0.0	0.0	0.0	0.0
142.5°	0.0	0.0	0.0	0.0	0.0	0.0	0.0	0.0	0.0	0.0	0.0
145°	0.0	0.0	0.0	0.0	0.0	0.0	0.0	0.0	0.0	0.0	0.0
147.5°	0.0	0.0	0.0	0.0	0.0	0.0	0.0	0.0	0.0	0.0	0.0
150°	0.0	0.0	0.0	0.0	0.0	0.0	0.0	0.0	0.0	0.0	0.0
152.5°	0.0	0.0	0.0	0.0	0.0	0.0	0.0	0.0	0.0	0.0	0.0
155°	0.0	0.0	0.0	0.0	0.0	0.0	0.0	0.0	0.0	0.0	0.0
157.5°	0.0	0.0	0.0	0.0	0.0	0.0	0.0	0.0	0.0	0.0	0.0
160°	0.0	0.0	0.0	0.0	0.0	0.0	0.0	0.0	0.0	0.0	0.0
162.5°	0.0	0.0	0.0	0.0	0.0	0.0	0.0	0.0	0.0	0.0	0.0
165°	0.0	0.0	0.0	0.0	0.0	0.0	0.0	0.0	0.0	0.0	0.0
167.5°	0.0	0.0	0.0	0.0	0.0	0.0	0.0	0.0	0.0	0.0	0.0
170°	0.0	0.0	0.0	0.0	0.0	0.0	0.0	0.0	0.0	0.0	0.0
172.5°	0.0	0.0	0.0	0.0	0.0	0.0	0.0	0.0	0.0	0.0	0.0
175°	0.0	0.0	0.0	0.0	0.0	0.0	0.0	0.0	0.0	0.0	0.0
177.5°	0.0	0.0	0.0	0.0	0.0	0.0	0.0	0.0	0.0	0.0	0.0
180°	0.0	0.0	0.0	0.0	0.0	0.0	0.0	0.0	0.0	0.0	0.0



REPORT NUMBER: P226811

CATALOG NUMBER: ISW-AF-1000-LED-E1-SL2-8030

CANDELA DISTRIBUTION (continued):

	75°	76°	77°	78°	79°	80°	81°	82°	83°	84°	85°
0°	1004.6	1004.6	1004.6	1004.6	1004.6	1004.6	1004.6	1004.6	1004.6	1004.6	1004.6
2.5°	998.2	998.2	999.6	1001.0	1001.7	1001.7	1001.7	1003.2	1003.9	1001.7	1003.9
5°	986.0	989.6	992.4	994.6	995.3	997.4	999.6	1001.0	1003.2	1003.2	1004.6
7.5°	969.5	975.9	979.5	983.1	986.7	990.3	994.6	997.4	998.9	1001.7	1003.9
10°	948.7	956.6	963.7	969.5	974.5	981.7	987.4	991.7	998.2	998.9	1003.9
12.5°	926.4	937.9	943.7	954.4	961.6	972.3	978.1	984.5	991.7	995.3	1001.0
15°	910.7	920.7	931.5	941.5	953.0	965.9	973.1	981.7	991.7	999.6	1006.8
17.5°	898.5	912.1	924.3	937.2	951.5	965.2	975.9	985.2	998.2	1002.5	1009.6
20°	894.9	910.0	922.1	935.8	950.8	968.8	981.7	991.7	1004.6	1011.8	1018.2
22.5°	893.5	907.8	922.1	938.6	955.1	973.8	987.4	1000.3	1013.2	1019.7	1024.7
25°	892.0	907.1	922.9	941.5	959.4	978.8	994.6	1006.8	1018.9	1025.4	1029.7
27.5°	892.0	907.8	925.0	943.7	963.0	984.5	999.6	1011.1	1021.8	1027.6	1029.0
30°	891.3	907.8	924.3	945.1	965.9	988.1	1004.6	1015.4	1024.7	1028.3	1026.8
32.5°	892.7	910.0	927.9	948.7	970.2	991.7	1008.9	1021.1	1026.1	1025.4	1024.7
35°	899.9	915.7	936.5	957.3	979.5	999.6	1016.1	1024.7	1029.0	1027.6	1024.0
37.5°	919.3	935.1	955.8	978.8	996.0	1018.9	1034.0	1040.5	1041.2	1036.9	1028.3
40°	959.4	975.2	993.9	1018.9	1039.7	1055.5	1069.9	1077.0	1072.7	1064.8	1055.5
42.5°	1023.3	1043.3	1065.6	1085.6	1110.0	1131.5	1135.1	1139.4	1132.2	1117.2	1105.7
45°	1125.8	1138.0	1166.7	1181.7	1213.3	1224.0	1231.9	1234.1	1218.3	1206.1	1186.0
47.5°	1273.5	1297.2	1317.2	1331.6	1354.5	1368.9	1384.7	1377.5	1365.3	1344.5	1318.0
50°	1505.8	1520.9	1546.7	1572.5	1596.9	1606.9	1606.9	1599.8	1591.9	1551.7	1519.5
52.5°	1791.2	1792.7	1830.0	1860.8	1881.6	1866.5	1884.4	1866.5	1861.5	1833.5	1807.0
55°	2121.8	2108.2	2153.3	2180.6	2199.2	2217.2	2213.6	2211.4	2192.8	2161.2	2129.0
57.5°	2435.9	2475.3	2496.8	2537.0	2546.3	2558.5	2553.5	2546.3	2535.5	2517.6	2503.3
60°	2889.1	2915.6	2934.9	2942.8	2969.4	2973.0	2990.9	2961.5	2968.7	2947.9	2902.7
62.5°	3505.7	3477.1	3492.1	3492.1	3484.2	3456.3	3471.3	3482.8	3463.4	3446.2	3439.0
65°	4196.3	4103.8	4014.8	3999.8	3958.9	3949.6	3938.1	3909.4	3897.3	3867.1	3842.8
66°	4402.8	4259.4	4175.5	4123.8	4074.4	4063.6	4047.8	4017.7	3993.3	3951.0	3910.2
67.5°	4634.4	4449.4	4323.2	4250.0	4189.1	4148.9	4117.4	4074.4	4035.6	3972.5	3907.3
70°	4619.3	4466.6	4314.6	4203.4	4111.7	4029.2	3980.4	3887.9	3809.1	3718.7	3644.1
72.5°	3881.5	3854.2	3766.0	3703.6	3591.1	3547.3	3418.3	3359.5	3250.5	3133.6	3097.7
75°	2698.3	2591.5	2546.3	2521.2	2471.7	2335.5	2246.6	2265.9	2138.3	2024.3	1959.0
77.5°	1179.6	1201.1	1076.3	1020.4	977.4	903.5	834.7	787.3	760.1	742.2	661.1
80°	326.3	284.7	281.1	261.0	256.7	228.7	232.3	212.3	198.6	195.8	189.3
82.5°	142.7	139.8	135.5	133.4	131.2	128.4	124.8	124.1	119.7	116.2	116.9
85°	94.7	93.9	91.8	89.6	86.0	81.0	77.4	74.6	75.3	71.7	71.0
87.5°	55.2	53.8	53.1	50.2	49.5	45.2	45.9	42.3	41.6	40.9	38.7
90°	7.9	8.6	10.8	10.0	7.2	13.6	11.5	10.0	10.8	8.6	8.6
92.5°	0.0	0.0	0.0	0.0	0.0	0.0	0.0	0.0	0.0	0.0	0.0
95°	0.0	0.0	0.0	0.0	0.0	0.0	0.0	0.0	0.0	0.0	0.0
97.5°	0.0	0.0	0.0	0.0	0.0	0.0	0.0	0.0	0.0	0.0	0.0
100°	0.0	0.0	0.0	0.0	0.0	0.0	0.0	0.0	0.0	0.0	0.0
102.5°	0.0	0.0	0.0	0.0	0.0	0.0	0.0	0.0	0.0	0.0	0.0
105°	0.0	0.0	0.0	0.0	0.0	0.0	0.0	0.0	0.0	0.0	0.0
107.5°	0.0	0.0	0.0	0.0	0.0	0.0	0.0	0.0	0.0	0.0	0.0



REPORT NUMBER: P226811
 CATALOG NUMBER: ISW-AF-1000-LED-E1-SL2-8030

REPORT N
 CATALOG

CANDELA DISTRIBUTION (continued):

CANDELA

	75°	76°	77°	78°	79°	80°	81°	82°	83°	84°	85°	
110°	0.0	0.0	0.0	0.0	0.0	0.0	0.0	0.0	0.0	0.0	0.0	0°
112.5°	0.0	0.0	0.0	0.0	0.0	0.0	0.0	0.0	0.0	0.0	0.0	2.5°
115°	0.0	0.0	0.0	0.0	0.0	0.0	0.0	0.0	0.0	0.0	0.0	5°
117.5°	0.0	0.0	0.0	0.0	0.0	0.0	0.0	0.0	0.0	0.0	0.0	7.5°
120°	0.0	0.0	0.0	0.0	0.0	0.0	0.0	0.0	0.0	0.0	0.0	10°
122.5°	0.0	0.0	0.0	0.0	0.0	0.0	0.0	0.0	0.0	0.0	0.0	12.5°
125°	0.0	0.0	0.0	0.0	0.0	0.0	0.0	0.0	0.0	0.0	0.0	15°
127.5°	0.0	0.0	0.0	0.0	0.0	0.0	0.0	0.0	0.0	0.0	0.0	17.5°
130°	0.0	0.0	0.0	0.0	0.0	0.0	0.0	0.0	0.0	0.0	0.0	20°
132.5°	0.0	0.0	0.0	0.0	0.0	0.0	0.0	0.0	0.0	0.0	0.0	22.5°
135°	0.0	0.0	0.0	0.0	0.0	0.0	0.0	0.0	0.0	0.0	0.0	25°
137.5°	0.0	0.0	0.0	0.0	0.0	0.0	0.0	0.0	0.0	0.0	0.0	27.5°
140°	0.0	0.0	0.0	0.0	0.0	0.0	0.0	0.0	0.0	0.0	0.0	30°
142.5°	0.0	0.0	0.0	0.0	0.0	0.0	0.0	0.0	0.0	0.0	0.0	32.5°
145°	0.0	0.0	0.0	0.0	0.0	0.0	0.0	0.0	0.0	0.0	0.0	35°
147.5°	0.0	0.0	0.0	0.0	0.0	0.0	0.0	0.0	0.0	0.0	0.0	37.5°
150°	0.0	0.0	0.0	0.0	0.0	0.0	0.0	0.0	0.0	0.0	0.0	40°
152.5°	0.0	0.0	0.0	0.0	0.0	0.0	0.0	0.0	0.0	0.0	0.0	42.5°
155°	0.0	0.0	0.0	0.0	0.0	0.0	0.0	0.0	0.0	0.0	0.0	45°
157.5°	0.0	0.0	0.0	0.0	0.0	0.0	0.0	0.0	0.0	0.0	0.0	47.5°
160°	0.0	0.0	0.0	0.0	0.0	0.0	0.0	0.0	0.0	0.0	0.0	50°
162.5°	0.0	0.0	0.0	0.0	0.0	0.0	0.0	0.0	0.0	0.0	0.0	52.5°
165°	0.0	0.0	0.0	0.0	0.0	0.0	0.0	0.0	0.0	0.0	0.0	55°
167.5°	0.0	0.0	0.0	0.0	0.0	0.0	0.0	0.0	0.0	0.0	0.0	57.5°
170°	0.0	0.0	0.0	0.0	0.0	0.0	0.0	0.0	0.0	0.0	0.0	60°
172.5°	0.0	0.0	0.0	0.0	0.0	0.0	0.0	0.0	0.0	0.0	0.0	62.5°
175°	0.0	0.0	0.0	0.0	0.0	0.0	0.0	0.0	0.0	0.0	0.0	65°
177.5°	0.0	0.0	0.0	0.0	0.0	0.0	0.0	0.0	0.0	0.0	0.0	66°
180°	0.0	0.0	0.0	0.0	0.0	0.0	0.0	0.0	0.0	0.0	0.0	67.5°
												70°
												72.5°
												75°
												77.5°
												80°
												82.5°
												85°
												87.5°
												90°
												92.5°
												95°
												97.5°
												100°
												102.5°
												105°
												107.5°

NUMBER: P226811
 NUMBER: ISW-AF-1000-LED-E1-SL2-8030

REPORT NUMBER: P
 CATALOG NUMBER:

DISTRIBUTION (continued):

CANDELA DISTRIBUTION

86°	87°	88°	89°	90°	95°	105°	115°	125°	135°	145°	110°	86°
1004.6	1004.6	1004.6	1004.6	1004.6	1004.6	1004.6	1004.6	1004.6	1004.6	1004.6	110°	0.0
1006.0	1007.5	1008.2	1007.5	1008.9	1008.2	1008.9	1008.2	1004.6	1003.9	1003.2	112.5°	0.0
1007.5	1010.3	1011.1	1011.8	1010.3	1011.8	1008.9	997.4	984.5	970.2	958.7	115°	0.0
1008.9	1012.5	1014.6	1014.6	1015.4	1013.9	1003.2	978.1	948.0	917.8	894.9	117.5°	0.0
1008.2	1013.2	1015.4	1016.1	1016.1	1013.2	987.4	947.2	901.4	855.5	808.8	120°	0.0
1006.0	1010.3	1013.9	1013.9	1014.6	1004.6	964.5	907.1	841.8	773.0	710.6	122.5°	0.0
1010.3	1014.6	1014.6	1014.6	1013.9	996.7	940.1	856.9	769.4	676.2	583.7	125°	0.0
1016.8	1018.9	1017.5	1017.5	1014.6	988.8	912.8	807.4	692.7	569.3	440.3	127.5°	0.0
1022.5	1024.0	1023.3	1019.7	1016.1	980.2	884.9	755.1	600.9	440.3	311.9	130°	0.0
1028.3	1029.7	1026.1	1020.4	1015.4	968.8	851.2	688.4	496.9	301.2	206.5	132.5°	0.0
1029.0	1030.4	1024.0	1016.1	1008.9	951.5	810.3	617.4	382.9	195.0	161.3	135°	0.0
1028.3	1026.8	1016.1	1006.0	998.2	930.8	765.1	529.2	255.3	147.0	140.5	137.5°	0.0
1023.3	1016.8	1008.2	996.7	985.2	907.8	719.9	431.0	161.3	127.6	127.6	140°	0.0
1016.1	1009.6	998.9	983.8	970.9	885.6	668.3	330.6	129.1	117.6	119.0	142.5°	0.0
1013.2	1006.0	990.3	974.5	958.0	865.5	613.8	222.3	116.2	111.1	111.9	145°	0.0
1018.9	1006.8	991.0	973.1	953.7	848.3	557.2	154.9	109.7	104.0	105.4	147.5°	0.0
1038.3	1026.8	1008.2	985.2	964.5	838.2	496.9	128.4	103.3	98.2	98.2	150°	0.0
1084.9	1069.9	1044.8	1017.5	992.4	844.7	443.1	116.9	98.2	93.2	93.2	152.5°	0.0
1160.2	1142.3	1112.9	1082.1	1049.1	876.3	382.2	112.6	94.7	87.5	86.0	155°	0.0
1289.3	1265.6	1226.9	1190.3	1150.9	930.8	320.5	109.7	90.4	83.9	81.0	157.5°	0.0
1492.2	1457.1	1411.2	1363.1	1315.1	1030.4	271.8	106.8	87.5	81.0	78.2	160°	0.0
1753.2	1729.6	1672.2	1609.1	1551.7	1229.1	243.8	104.7	85.3	77.4	75.3	162.5°	0.0
2085.9	2047.2	2002.0	1945.4	1877.3	1486.5	240.9	104.0	83.2	74.6	73.1	165°	0.0
2437.3	2422.2	2345.5	2310.4	2236.5	1829.2	293.3	105.4	81.7	72.4	70.3	167.5°	0.0
2838.1	2843.9	2772.2	2733.5	2672.5	2263.8	466.8	109.7	81.7	70.3	68.1	170°	0.0
3362.3	3371.6	3287.0	3241.1	3189.5	2750.7	733.6	116.9	83.9	68.1	66.0	172.5°	0.0
3791.8	3741.6	3687.2	3606.8	3541.6	3022.4	706.3	129.8	86.8	66.0	63.8	175°	0.0
3836.3	3800.4	3731.6	3644.8	3565.2	3023.9	616.7	134.1	87.5	65.3	63.1	177.5°	0.0
3830.6	3766.7	3688.6	3615.4	3537.3	2946.4	476.8	139.8	89.6	63.8	61.7	180°	0.0
3565.2	3475.6	3399.6	3298.5	3216.8	2636.6	293.3	139.1	86.8	59.5	58.1		
2940.0	2894.1	2803.7	2722.7	2637.4	2134.0	200.8	124.1	76.7	53.8	54.5		
1901.7	1849.3	1757.5	1711.6	1663.6	1365.3	156.3	101.1	65.3	48.0	50.2		
634.6	613.8	580.1	598.7	570.8	532.1	114.7	76.7	52.3	41.6	44.5		
190.0	185.7	192.2	180.7	191.5	162.1	75.3	53.8	40.2	35.9	39.4		
112.6	111.1	111.1	111.1	108.3	101.1	49.5	37.3	30.8	30.1	33.0		
68.8	67.4	68.1	67.4	68.8	61.7	33.7	25.8	22.9	22.2	26.5		
39.4	39.4	40.2	38.7	39.4	38.0	23.7	16.5	15.1	14.3	19.4		
9.3	9.3	7.2	6.5	7.2	10.0	6.5	5.0	4.3	3.6	6.5		
0.0	0.0	0.0	0.0	0.0	0.0	0.0	0.0	0.0	0.0	0.0		
0.0	0.0	0.0	0.0	0.0	0.0	0.0	0.0	0.0	0.0	0.0		
0.0	0.0	0.0	0.0	0.0	0.0	0.0	0.0	0.0	0.0	0.0		
0.0	0.0	0.0	0.0	0.0	0.0	0.0	0.0	0.0	0.0	0.0		
0.0	0.0	0.0	0.0	0.0	0.0	0.0	0.0	0.0	0.0	0.0		
0.0	0.0	0.0	0.0	0.0	0.0	0.0	0.0	0.0	0.0	0.0		
0.0	0.0	0.0	0.0	0.0	0.0	0.0	0.0	0.0	0.0	0.0		
0.0	0.0	0.0	0.0	0.0	0.0	0.0	0.0	0.0	0.0	0.0		
0.0	0.0	0.0	0.0	0.0	0.0	0.0	0.0	0.0	0.0	0.0		
0.0	0.0	0.0	0.0	0.0	0.0	0.0	0.0	0.0	0.0	0.0		
0.0	0.0	0.0	0.0	0.0	0.0	0.0	0.0	0.0	0.0	0.0		
0.0	0.0	0.0	0.0	0.0	0.0	0.0	0.0	0.0	0.0	0.0		

'226811
 ISW-AF-1000-LED-E1-SL2-8030

REPORT NUMBER: P226811
 CATALOG NUMBER: ISW-AF-1000-LED-E1-SL2-8030

TION (continued):

CANDELA DISTRIBUTION (con

87°	88°	89°	90°	95°	105°	115°	125°	135°	145°		155°	165°
0.0	0.0	0.0	0.0	0.0	0.0	0.0	0.0	0.0	0.0	0°	1004.6	1004.6
0.0	0.0	0.0	0.0	0.0	0.0	0.0	0.0	0.0	0.0	2.5°	997.4	992.4
0.0	0.0	0.0	0.0	0.0	0.0	0.0	0.0	0.0	0.0	5°	940.8	927.2
0.0	0.0	0.0	0.0	0.0	0.0	0.0	0.0	0.0	0.0	7.5°	859.0	843.3
0.0	0.0	0.0	0.0	0.0	0.0	0.0	0.0	0.0	0.0	10°	765.8	742.2
0.0	0.0	0.0	0.0	0.0	0.0	0.0	0.0	0.0	0.0	12.5°	646.8	600.2
0.0	0.0	0.0	0.0	0.0	0.0	0.0	0.0	0.0	0.0	15°	509.1	446.7
0.0	0.0	0.0	0.0	0.0	0.0	0.0	0.0	0.0	0.0	17.5°	350.6	300.5
0.0	0.0	0.0	0.0	0.0	0.0	0.0	0.0	0.0	0.0	20°	246.0	227.3
0.0	0.0	0.0	0.0	0.0	0.0	0.0	0.0	0.0	0.0	22.5°	190.0	190.7
0.0	0.0	0.0	0.0	0.0	0.0	0.0	0.0	0.0	0.0	25°	157.8	164.9
0.0	0.0	0.0	0.0	0.0	0.0	0.0	0.0	0.0	0.0	27.5°	139.1	146.3
0.0	0.0	0.0	0.0	0.0	0.0	0.0	0.0	0.0	0.0	30°	127.6	134.1
0.0	0.0	0.0	0.0	0.0	0.0	0.0	0.0	0.0	0.0	32.5°	119.7	122.6
0.0	0.0	0.0	0.0	0.0	0.0	0.0	0.0	0.0	0.0	35°	110.4	111.9
0.0	0.0	0.0	0.0	0.0	0.0	0.0	0.0	0.0	0.0	37.5°	102.5	102.5
0.0	0.0	0.0	0.0	0.0	0.0	0.0	0.0	0.0	0.0	40°	95.4	94.7
0.0	0.0	0.0	0.0	0.0	0.0	0.0	0.0	0.0	0.0	42.5°	88.9	88.2
0.0	0.0	0.0	0.0	0.0	0.0	0.0	0.0	0.0	0.0	45°	82.5	83.2
0.0	0.0	0.0	0.0	0.0	0.0	0.0	0.0	0.0	0.0	47.5°	78.9	79.6
0.0	0.0	0.0	0.0	0.0	0.0	0.0	0.0	0.0	0.0	50°	75.3	76.0
0.0	0.0	0.0	0.0	0.0	0.0	0.0	0.0	0.0	0.0	52.5°	72.4	72.4
0.0	0.0	0.0	0.0	0.0	0.0	0.0	0.0	0.0	0.0	55°	69.6	68.8
0.0	0.0	0.0	0.0	0.0	0.0	0.0	0.0	0.0	0.0	57.5°	67.4	66.0
0.0	0.0	0.0	0.0	0.0	0.0	0.0	0.0	0.0	0.0	60°	65.3	63.8
0.0	0.0	0.0	0.0	0.0	0.0	0.0	0.0	0.0	0.0	62.5°	63.8	61.7
0.0	0.0	0.0	0.0	0.0	0.0	0.0	0.0	0.0	0.0	65°	62.4	61.0
0.0	0.0	0.0	0.0	0.0	0.0	0.0	0.0	0.0	0.0	66°	61.7	60.2
0.0	0.0	0.0	0.0	0.0	0.0	0.0	0.0	0.0	0.0	67.5°	61.0	59.5
										70°	58.1	56.6
										72.5°	53.8	53.1
										75°	49.5	48.0
										77.5°	43.7	43.0
										80°	37.3	36.6
										82.5°	31.6	30.1
										85°	25.1	23.7
										87.5°	17.2	15.8
										90°	4.3	5.0
										92.5°	0.0	0.0
										95°	0.0	0.0
										97.5°	0.0	0.0
										100°	0.0	0.0
										102.5°	0.0	0.0
										105°	0.0	0.0
										107.5°	0.0	0.0



REPORT NUMBER: P226811

CATALOG NUMBER: ISW-AF-1000-LED-E:

000-LED-E1-SL2-8030

tinued):

175°	180°
1004.6	1004.6
988.1	994.6
922.9	920.7
830.4	831.1
718.5	719.9
573.7	565.0
410.9	414.5
286.1	285.4
229.5	230.9
196.5	196.5
175.0	175.0
154.2	154.9
139.8	141.3
126.9	127.6
114.0	114.7
103.3	103.3
96.1	96.8
91.1	91.1
86.0	86.0
81.7	83.2
77.4	78.2
73.1	73.9
68.8	68.8
65.3	65.3
62.4	61.7
60.2	58.8
58.1	57.4
57.4	56.6
56.6	55.9
55.2	54.5
53.1	52.3
48.8	47.3
44.5	43.0
40.9	38.7
34.4	33.0
25.1	23.7
15.1	15.1
3.6	3.6
0.0	0.0
0.0	0.0
0.0	0.0
0.0	0.0
0.0	0.0
0.0	0.0
0.0	0.0
0.0	0.0
0.0	0.0

CANDELA DISTRIBUTION (continued):

	155°	165°	175°
110°	0.0	0.0	0.0
112.5°	0.0	0.0	0.0
115°	0.0	0.0	0.0
117.5°	0.0	0.0	0.0
120°	0.0	0.0	0.0
122.5°	0.0	0.0	0.0
125°	0.0	0.0	0.0
127.5°	0.0	0.0	0.0
130°	0.0	0.0	0.0
132.5°	0.0	0.0	0.0
135°	0.0	0.0	0.0
137.5°	0.0	0.0	0.0
140°	0.0	0.0	0.0
142.5°	0.0	0.0	0.0
145°	0.0	0.0	0.0
147.5°	0.0	0.0	0.0
150°	0.0	0.0	0.0
152.5°	0.0	0.0	0.0
155°	0.0	0.0	0.0
157.5°	0.0	0.0	0.0
160°	0.0	0.0	0.0
162.5°	0.0	0.0	0.0
165°	0.0	0.0	0.0
167.5°	0.0	0.0	0.0
170°	0.0	0.0	0.0
172.5°	0.0	0.0	0.0
175°	0.0	0.0	0.0
177.5°	0.0	0.0	0.0
180°	0.0	0.0	0.0

